

Wee Workers

May 5, 2020

Theme: Cinco de Mayo &
Mother's Day



Watch: Storytime on our [Facebook](#)

Do: Make paper flowers to delight on
Mother's Day.

Listen: Sing along to "[Boom, Chicka Boom!
Mother's Day Style](#)"



Watch

Watch Ms. Travis-Keene read *My Mommy Hung the Moon* by Jamie Lee Curtis & Laura Cornell on the museum's [Facebook](#) and say hi to her friend, Chickenteague!

Do

1. Check out the Cinco de Mayo coloring pages--did you know feliz means happy in Spanish? Use your favorite colors to decorate the pages, or the color red, Chickenteague's favorite color!
2. Make paper flowers for your mom or an important lady in your life by following Ms. Travis-Keene's instructions in the storytime video.
3. Make a Mother's Day card using the card coloring page below, or create your own from any paper you have. Be sure to sign your name.
4. Print out two copies of the flower coloring page, color and cut out each flower to make a matching game to play with someone special.
5. After you have given your mom or the special lady in your life a hug, ask her what YOU can do on Mother's Day to make her day special!

Listen


Sing along to the song "Boom Chicka Boom! Mother's Day Style!" by The Learning Station, which can be found at <https://youtu.be/ivQGfxZNBg0>






© 2014 Crayola LLC

Coloring Pages

Find more coloring pages at crayola.com













MOM,
you are our sunshine



Flowers



HAPPY



MOTHER'S DAY!